



Delinquency Graphs by Vintage (*Gráficos de Morosidad por Cosechas*)

Panamá - Personal Loans
(*Panamá - Préstamos Personales*)

Cutoff Date: February-2024

Section 1 (English Reports/Reportes en Inglés)

Delinquency Graphs by Vintage

Section 2 (Reportes en Español/Spanish Reports)

Gráficos de Morosidad por Cosechas

Section 1

(English Reports / Reportes en Inglés)



Delinquency Graphs by Vintage Panamá

Personal Loans - February-2024

An analysis of historical loan payment data was used to compile a migration analysis of delinquency by annual vintage. Delinquencies for each vintage were grouped into the following buckets; Current, 1-30, 31- 60, 61-90, 91-120, 121-150, 151-180, and 180+. Results are provided in graphical and tabular form. Vintages with fewer than fifty (50) loans are not presented, however these excluded loans are included in the data and graphs showing all vintages.

The cutoff date is February-2024

Personal Loans - La Hipotecaria Panamá Migration Analysis (All Vintages)

	2015	2016	2017	2018	2019	2020	2021	2022	2023	2024
Balance	February	February	February	February	February	February	February	February	February	February
Balance	26,491,468	28,704,767	31,234,082	35,635,847	39,968,302	46,523,359	44,217,488	40,393,780	36,695,452	34,411,520

Delinquency Status (\$ of Current Balance)

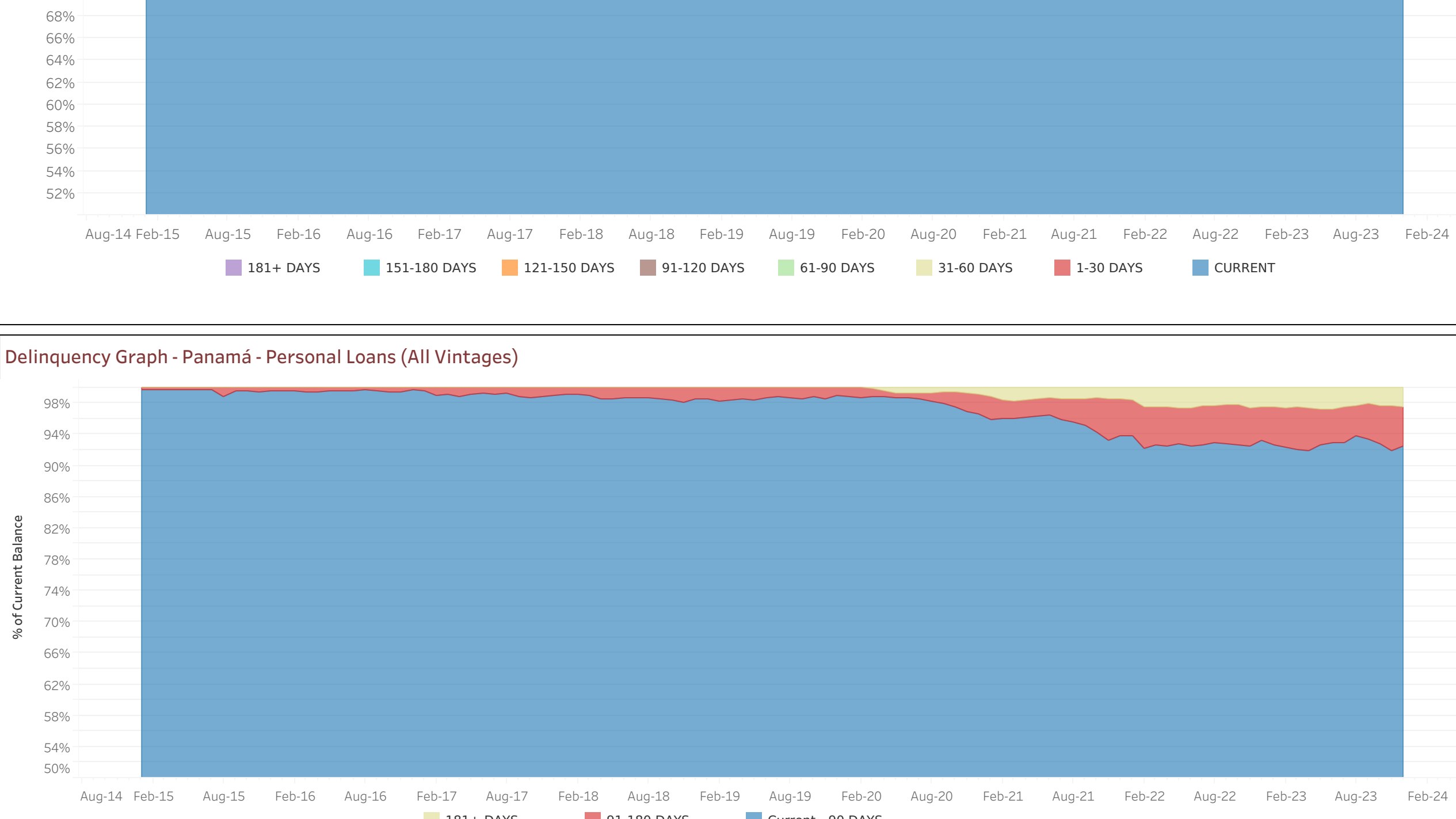
	2015	2016	2017	2018	2019	2020	2021	2022	2023	2024
	February	February	February	February	February	February	February	February	February	February
CURRENT	23,851,505	22,499,749	25,303,782	30,449,135	33,779,277	39,202,660	36,986,757	30,773,189	27,231,973	25,151,151
1-30 DAYS	1,797,633	4,598,965	4,006,819	3,400,201	3,739,209	4,417,363	3,380,742	3,774,513	3,367,757	3,169,964
31-60 DAYS	599,364	1,075,569	1,091,665	1,092,359	1,123,411	1,516,641	1,413,238	1,572,579	1,778,764	1,727,085
61-90 DAYS	137,683	389,079	388,491	350,627	589,071	754,656	875,143	1,163,177	1,846,893	2,852,578
91-120 DAYS	60,985	90,356	255,552	178,684	378,972	258,500	435,861	920,400	1,700,548	2,500,548
121-150 DAYS	36,565	16,752	56,930	118,900	235,941	172,443	312,256	689,529	622,306	558,451
151-180 DAYS	7,733	34,297	40,843	46,501	122,421	201,096	302,028	523,861	393,204	430,765
181+ DAYS	0	0	0	0	12,412	0	703,466	1,016,532	980,710	1,033,978

Delinquency Status (% of Current Balance)

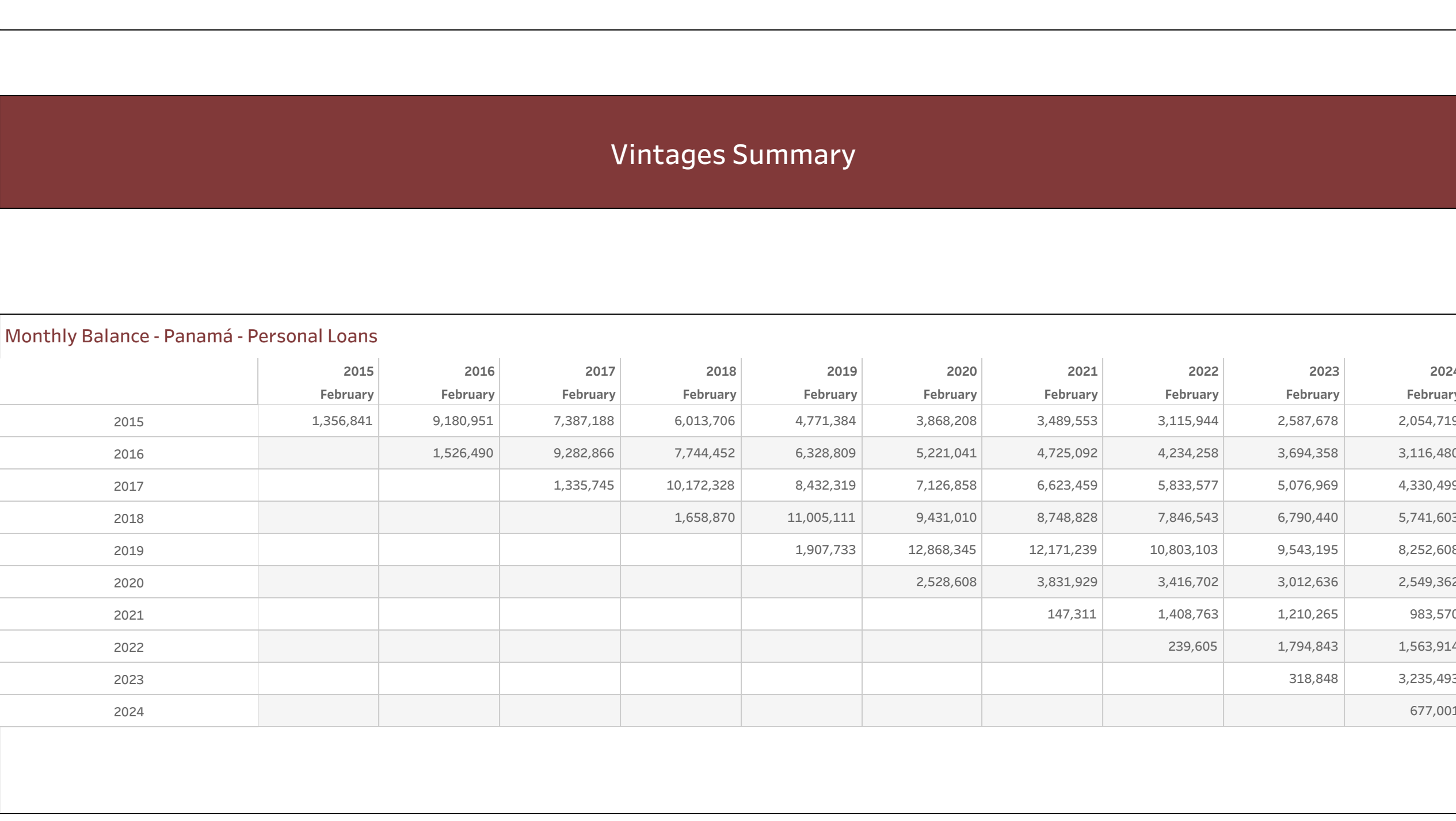
	2015	2016	2017	2018	2019	2020	2021	2022	2023	2024
	February	February	February	February	February	February	February	February	February	February
CURRENT	90.03%	78.39%	81.01%	85.45%	84.2%	84.26%	83.65%	76.0%	71.22%	75.30%
1-30 DAYS	6.79%	16.02%	13.12%	9.54%	9.36%	9.49%	7.21%	9.34%	9.15%	9.21%
31-60 DAYS	2.26%	3.75%	3.50%	3.07%	2.61%	3.26%	3.20%	3.89%	4.85%	5.02%
61-90 DAYS	0.52%	1.36%	1.24%	0.98%	1.47%	1.62%	1.98%	2.88%	4.05%	2.56%
91-120 DAYS	0.23%	0.31%	0.82%	0.50%	0.95%	0.56%	0.99%	2.28%	2.31%	2.04%
121-150 DAYS	0.14%	0.06%	0.18%	0.33%	0.59%	0.37%	0.71%	1.71%	1.70%	1.62%
151-180 DAYS	0.03%	0.12%	0.13%	0.13%	0.31%	0.43%	0.68%	1.30%	1.07%	1.25%
181+ DAYS	0.00%	0.00%	0.00%	0.00%	0.00%	0.00%	1.59%	2.52%	2.67%	3.00%

	2015	2016	2017	2018	2019	2020	2021	2022	2023	2024
	February	February	February	February	February	February	February	February	February	February
CURRENT - 90 DAYS	99.60%	99.51%	98.87%	99.03%	98.16%	98.64%	96.03%	92.20%	92.25%	92.09%
91-180 DAYS	0.40%	0.49%	1.13%	0.97%	1.84%	1.36%	2.37%	5.28%	5.07%	4.91%
181+ DAYS	0.00%	0.00%	0.00%	0.00%	0.00%	0.00%	1.59%	2.52%	2.67%	3.00%

Delinquency Graph - Panamá - Personal Loans (All Vintages)



Delinquency Graph - Panamá - Personal Loans (All Vintages)



Vintages Summary

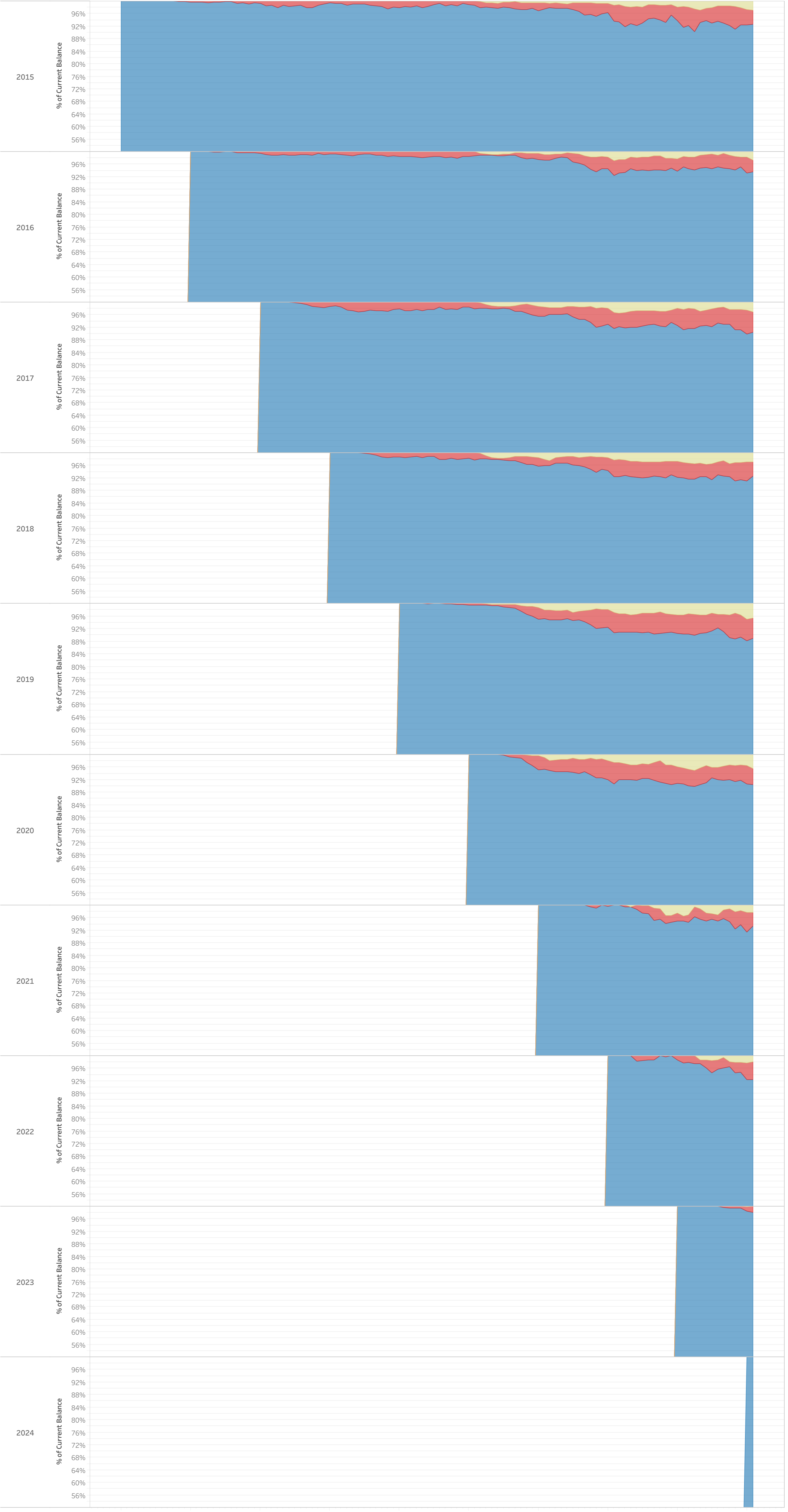
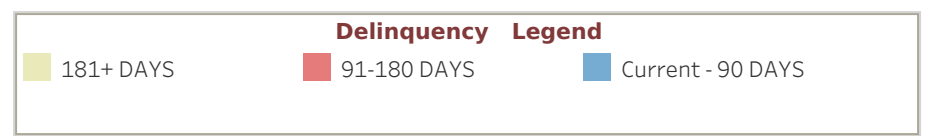
Monthly Balance - Panamá - Personal Loans

	2015	2016	2017	2018	2019	2020	2021	2022	2023	2024
	February	February	February	February	February	February	February	February	February	February
2015	1,356,841	9,180,951	7,387,188	6,013,706	4,771,394	3,868,208	3,489,553	3,115,944	2,587,678	2,054,719
2016		1,526,490	9,282,866	7,744,452	6,328,809	5,221,041	4,725,092	4,234,258	3,694,358	3,116,480
2017			1,335,745	10,172,328	8,432,319	7,126,858	6,623,459	5,833,577	5,076,969	4,330,499
2018				1,658,870	11,005,111	9,431,010	8,748,828	7,846,543	6,790,440	5,741,603
2019					1,907,733	12,868,345	12,171,239	10,803,103	9,543,195	8,252,608
2020						2,528,608	3,831,929	3,416,702	3,012,636	2,549,262
2021							147,311	1,408,763	1,210,265	983,570
2022								239,605	1,794,843	1,563,914
2023									318,848	3,235,493
2024										677,001

Delinquency Status (\$ of Current Balance) - Panamá - Personal Loans

	2015	2016	2017	2018	2019	2020	2021	2022	2023	2024
	February	February	February	February	February	February	February	February	February	February
CURRENT	1,356,841	6,924,486	5,536,358	4,852,134	3,867,806	3,056,177	2,789,036	2,239,105	1,715,250	1,411,924
1-30 DAYS	0	1,884,994	1,265,401	860,482	559,773	504,503	359,667	381,685	343,790	322,455
31-60 DAYS	0	262,834	361,649	398,397	176,549	186,161	135,153	144,990	179,775	177,688
61-90 DAYS	0	76,574	101,895	52,075	84,624	84,899	119,016	148,003	151,264	150,568
91-120 DAYS	0	23,246	93,206	27,155	50,182	25,980	45,503	100,015	78,381	39,560
121-150 DAYS	0	8,816	12,949	23,484	17,053	21,132	8,769	21,251	61,609	27,610
151-180 DAYS	0	0	15,730	0	15,397	10,257	12,446	35,510	33,927	24,176
181+ DAYS	0	0	0	0	0	0	19,963	45,385	43,681	61,729
CURRENT	0	1,455,983	7,651,519	6,708,201	5,329,142	4,429,014	4,032,139	3,222,235	2,674,707	2,222,996
1-30 DAYS	0	70,507	1,107,869	884,672	636,606	490,025	340,025	360,522	429,893	375,873
31-60 DAYS	0	0	268,771	226,707	168,347	165,026	175,364	194,116	231,955	225,545
61-90 DAYS	0	0	160,544	67,999	90,713	63,500	50,116	132,071	174,728	88,632
91-120 DAYS	0	0	59,522	29,240	33,837	4,520	56,158	92,385	39,882	42,662
121-150 DAYS	0	0	24,784	27,633	70,165	28,877	11,763	62,900	57,052	52,918
151-180 DAYS	0	0	9,998	0	0	0	39,880	16,812	45,309	26,726
181+ DAYS	0	0	0	0	0	0	0	42,123	121,438	59,417
CURRENT	0	0	1,312,475	8,701,163	6,956,871	5,720,244	5,206,507	4,301,242	3,607,213	3,152,043
1-30 DAYS	0	0	23,270	858,122	794,405	857,769	488,864	622,982	479,325	455,244
31-60 DAYS	0	0	0	334,756	266,193	278,944	183,411	276,984	213,588	163,872
61-90 DAYS	0	0	0	153,172	176,751	127,514	131,590	144,352	243,369	140,429
91-120 DAYS	0	0	0	37,220	144,901	69,296	79,419	126,743	188,554	93,483
121-150 DAYS	0	0	0	44,908	83,863	53,044	67,504	97,080	97,000	100,014
151-180 DAYS	0	0	0	44,987	9,695	30,058	43,749	73,826	42,909	79,416
181+ DAYS	0	0	0	0	0	0	0	109,410	195,377	136,918
CURRENT	0	0	0	1,625,270	9,510,062	7,795,335	7,263,933	5,907,677	4,985,234	4,259,146
1-30 DAYS	0	0	0	33,600	938,350	851,588	880,869	681,716	628,785	575,805
31-60 DAYS	0	0	0	0	244,553	374,845	355,738	356,739	333,398	327,107
61-90 DAYS	0	0	0	0	137,950	136,135	159,527	105,262	789,144	158,606
91-120 DAYS	0	0	0	0	44,908	83,863	53,044	97,080	97,000	100,014
121-150 DAYS	0	0	0	0	48,908	24,968	53,268	121,236	103,719	65,588
151-180 DAYS	0	0	0	0	54,643	99,770	72,277	82,990	78,647	89,712
181+ DAYS	0	0	0	0	0	0	0	189,705	182,416	232,250
CURRENT	0	0	0	0	1,907,733	10,976,519	10,150,794	8,095,990	7,034,205	6,054,834
1-30 DAYS	0	0	0	0	1,258,688	898,927	1,026,562	898,927	1,026,562	789,144
31-60 DAYS	0	0	0	0	70,645	82,371	37,511	215,260	145,856	514,692
61-90 DAYS	0	0	0	0	0	245,953	257,836	270,463	277,463	221,491
91-120 DAYS	0	0	0	0	0	37,669	116,453	235,241	247,545	241,151
121-150 DAYS	0	0	0	0	0	24,821	141,875	250,417	172,306	161,639
151-180 DAYS	0	0	0	0	0	21,132	77,924	201,790	152,769	117,308
181+ DAYS	0	0	0	0	0	0	267,653	318,665	349,151	393,235
CURRENT	0	0	0	0	0	2,510,109	3,202,227	2,606,614	2,191,951	1,815,728
1-30 DAYS	0	0	0	0	0	18,500	299,963	354,992	240,120	144,712
31-60 DAYS	0	0	0	0	0	0	74,438	63,417	119,917	147,745
61-90 DAYS	0	0	0	0	0	0	72,353	67,665	180,263	61,667
91-120 DAYS	0	0	0	0	0	0	63,972	113,094	36,607	37,481
121-150 DAYS	0	0	0	0	0	0	18,392	69,612	61,433	90,346
151-180 DAYS	0	0	0	0	0	0	60,760	85,760	50,022	41,442
181+ DAYS	0	0	0	0	0	0	39,856	85,517	132,324	114,242
CURRENT	0	0	0	0	0	0	147,311	1,331,213	1,061,021	793,743
1-30 DAYS	0	0	0	0	0	0	0	63,644	35,861	54,837
31-60 DAYS										

Delinquency Graph - Panamá - Personal Loans (2015,2016,2017 y 7 más) Vintages



Section 2

(Spanish Reports / Reportes en Español)



Gráficos de Morosidad por Cosechas Panamá

Préstamos Personales - Febrero-2024

Se realizó un análisis de los datos históricos de pago de préstamos para compilar un análisis de migración de la morosidad por antigüedad anual. Las morosidades de cada cosecha se agruparon en los siguientes canastas; Corriente, 1-30, 31-60, 61-90, 91-120, 121-150, 151-180 y 180+. Los resultados se proporcionan en forma gráfica y tabular. Las cosechas con menos de cincuenta (50) préstamos no se muestran en el reporte, sin embargo, aquellos préstamos excluidos, si forman parte de la tabla de datos como en la gráfica de todas las cosechas.

La fecha de corte: Febrero-2024



Préstamos Personales - La Hipotecaria Panamá - Análisis de Migración de Cosechas (Todas)

	2015	2016	2017	2018	2019	2020	2021	2022	2023	2024
	Febrero	Febrero	Febrero	Febrero	Febrero	Febrero	Febrero	Febrero	Febrero	Febrero
Balance	26,491,468	28,704,767	31,234,082	35,635,847	39,968,302	46,523,359	44,217,488	40,393,780	36,695,452	34,417,520

Estado de Morosidad (\$ Saldo Actual)

	2015	2016	2017	2018	2019	2020	2021	2022	2023	2024
	Febrero	Febrero	Febrero	Febrero	Febrero	Febrero	Febrero	Febrero	Febrero	Febrero
CORRIENTE	23,851,905	22,499,740	25,353,762	30,449,131	33,779,277	39,392,660	36,066,757	30,753,189	27,231,973	25,315,151
1-30 DÍAS	1,797,623	4,598,965	4,096,619	3,400,221	3,739,209	4,417,263	3,188,742	3,774,513	3,357,357	3,168,964
31-60 DÍAS	999,364	1,075,969	1,091,665	1,092,359	1,123,411	1,516,641	1,413,238	1,572,579	1,778,764	1,727,083
61-90 DÍAS	137,683	389,079	388,491	350,067	589,071	754,656	875,141	1,163,177	1,484,895	1,882,578
91-120 DÍAS	60,985	90,356	255,552	178,684	378,972	258,500	435,861	920,400	848,843	700,548
121-150 DÍAS	36,565	16,752	56,930	118,900	235,941	172,443	314,256	689,529	622,306	558,451
151-180 DÍAS	7,783	34,297	40,843	46,501	122,421	201,096	302,608	523,861	393,204	430,765
181+ DÍAS	0	0	0	0	0	0	703,466	1,016,532	980,730	1,033,578

Estado de Morosidad (% del Saldo Actual)

	2015	2016	2017	2018	2019	2020	2021	2022	2023	2024
	Febrero	Febrero	Febrero	Febrero	Febrero	Febrero	Febrero	Febrero	Febrero	Febrero
CORRIENTE	90.33%	78.38%	81.01%	85.45%	84.52%	84.26%	83.65%	76.06%	74.21%	75.30%
1-30 DÍAS	6.79%	16.02%	13.12%	9.54%	9.30%	9.49%	7.21%	9.31%	9.31%	9.15%
31-60 DÍAS	2.24%	3.75%	3.50%	3.07%	2.81%	3.26%	3.20%	3.89%	4.85%	5.10%
61-90 DÍAS	0.52%	1.36%	1.24%	0.98%	1.47%	1.62%	1.98%	2.88%	4.05%	2.56%
91-120 DÍAS	0.23%	0.31%	0.82%	0.50%	0.95%	0.56%	0.99%	2.28%	2.31%	2.64%
121-150 DÍAS	0.14%	0.06%	0.18%	0.33%	0.59%	0.37%	0.71%	1.71%	1.70%	1.62%
151-180 DÍAS	0.03%	0.12%	0.13%	0.13%	0.31%	0.43%	0.68%	1.30%	1.07%	1.25%
181+ DÍAS	0.00%	0.00%	0.00%	0.00%	0.00%	0.00%	1.59%	2.52%	2.67%	3.00%

CORRIENTE - 90 DÍAS	99.60%	99.51%	98.87%	99.03%	98.15%	98.64%	96.03%	92.20%	92.52%	92.09%
91-180 DÍAS	0.40%	0.49%	1.13%	0.97%	1.84%	1.36%	2.37%	5.28%	5.07%	4.91%
181+ DÍAS	0.00%	0.00%	0.00%	0.00%	0.00%	0.00%	1.59%	2.52%	2.67%	3.00%

Gráfico de Morosidad por Cosechas - Panamá - Préstamos Personales (Todas las Cosechas)

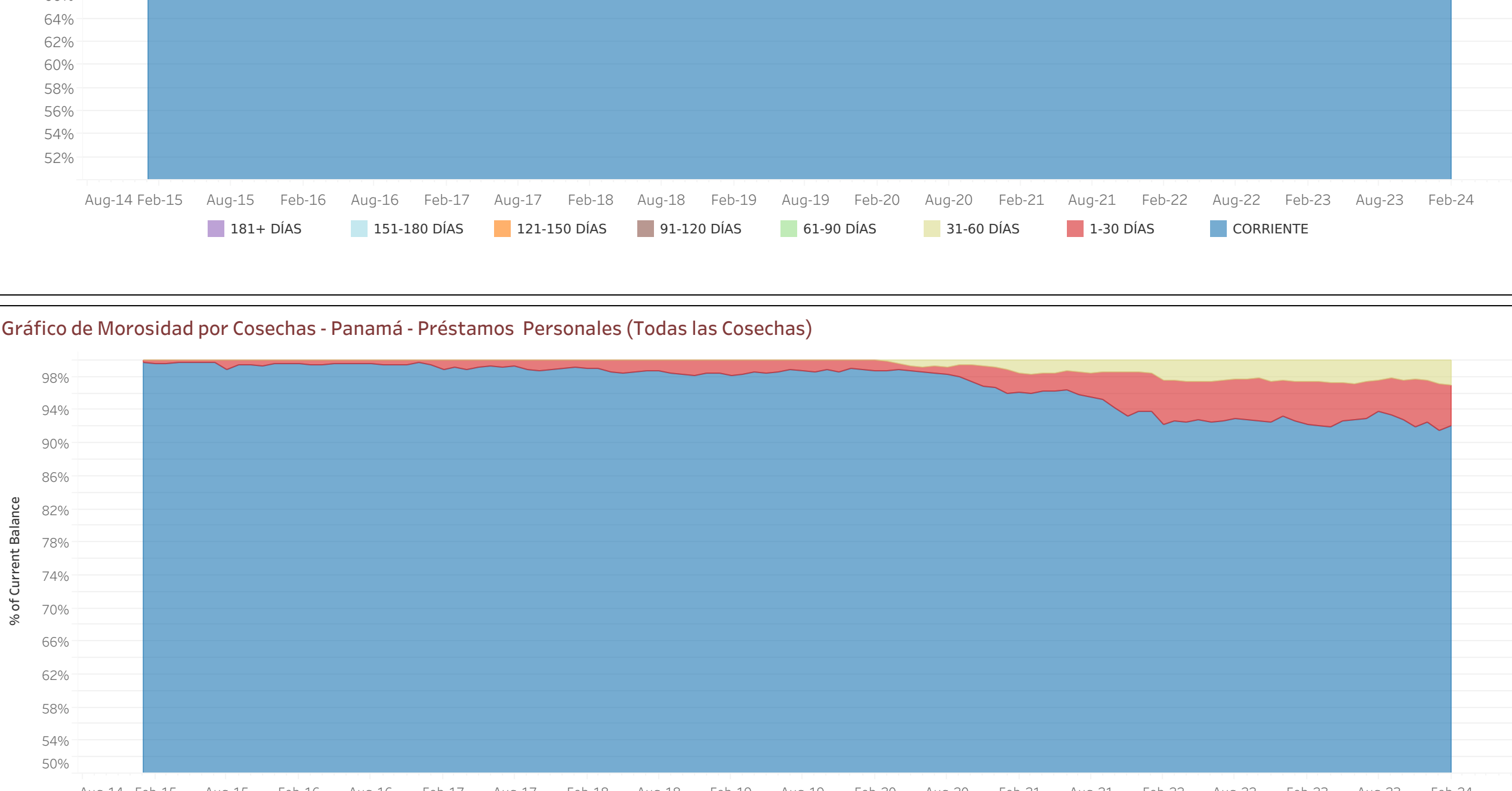


Gráfico de Morosidad por Cosechas - Panamá - Préstamos Personales (Todas las Cosechas)



Resumen por Cosechas

Saldo Mensual - Préstamos Personales - Panamá

	2015	2016	2017	2018	2019	2020	2021	2022	2023	2024
	Febrero	Febrero	Febrero	Febrero	Febrero	Febrero	Febrero	Febrero	Febrero	Febrero
2015	1,356,841	6,924,486	7,387,188	6,013,706	4,771,384	3,868,208	3,485,553	3,115,944	2,587,678	2,054,713
2016		1,526,490	9,282,866	7,744,452	6,328,809	5,221,041	4,725,092	4,234,258	3,694,358	3,116,480
2017			1,335,745	10,172,328	8,432,319	7,126,858	6,623,459	5,833,577	5,076,969	4,330,499
2018				1,658,870	11,005,111	9,431,010	8,748,828	7,846,543	6,790,440	5,741,603
2019					1,907,733	12,868,348	12,171,239	10,803,103	9,543,195	8,252,608
2020						2,528,208	3,831,929	3,416,702	3,012,636	2,549,362
2021							147,311	1,408,763	1,210,265	983,570
2022								239,605	1,794,843	1,563,914
2023									318,848	3,235,493
2024										677,001

Estado de Morosidad (\$ Saldo Actual) - Préstamos Personales - Panamá

	2015	2016	2017	2018	2019	2020	2021	2022	2023	2024
	Febrero	Febrero	Febrero	Febrero	Febrero	Febrero	Febrero	Febrero	Febrero	Febrero
CORRIENTE	1,356,841	6,924,486	5,536,358	4,852,134	3,867,806	3,056,177	2,789,036	2,239,105	1,715,250	1,411,924
1-30 DÍAS	0	1,884,994	1,265,401	860,482	595,773	504,509	359,667	381,685	343,790	322,455
31-60 DÍAS	0	282,834	361,649	198,397	176,549	186,161	125,153	144,900	178,715	111,688
61-90 DÍAS	0	76,574	101,895	52,075	84,624	64,899	119,016	148,003	131,264	90,568
91-120 DÍAS	0	23,246	93,206	27,135	50,182	25,080	45,503	100,015	78,381	38,569
121-150 DÍAS	0	8,816	12,949	23,484	17,053	21,132	18,269	21,251	61,609	27,610
151-180 DÍAS	0	0	15,730	0	15,397	0	1,446	35,510	33,927	24,176
181+ DÍAS	0	0	0	0	0	0	33,963	45,385	43,681	61,729
CORRIENTE	0	1,455,983	7,651,519	6,708,201	5,329,142	4,429,014	4,032,139	3,222,235	2,674,707	2,222,396
1-30 DÍAS	0	70,507	1,107,869	684,672	636,605	490,425	340,625	360,422	429,893	375,870
31-60 DÍAS	0	0	268,771	226,707	168,347	165,026	175,364	198,016	231,955	225,545
61-90 DÍAS	0	0	160,404	67,999	90,713	63,500	50,116	132,073	174,728	88,632
91-120 DÍAS	0	0	59,522	29,240	33,837	4,520	56,158	92,385	39,882	42,662
121-150 DÍAS	0	0	24,784	27,683	70,165	28,677	11,753	62,290	57,052	50,918
151-180 DÍAS	0	0	9,998	0	0	39,880	15,812	45,309	26,726	29,858
181+ DÍAS	0	0	0	0	0	0	0	121,428	188,288	282,848
CORRIENTE	0	1,312,475	8,701,163	6,956,871	5,720,444	5,525,507	4,301,294	3,977,213	3,152,043	2,529,146
1-30 DÍAS	0	0	23,270	858,122	794,045	857,769	483,864	622,982	469,325	455,324
31-60 DÍAS	0	0	0	334,756	266,193	268,512	183,417	271,984	213,588	163,872
61-90 DÍAS	0	0	0	151,172	176,751	127,734	131,590	144,352	243,309	140,429
91-120 DÍAS	0	0	0	37,220	144,901	62,256	70,419	126,743	188,554	91,483
121-150 DÍAS	0	0	0	44,908	83,863	53,044	67,504	97,820	97,000	109,014
151-180 DÍAS	0	0	0	44,987	9,695	30,058	41,749	73,826	42,909	79,416
181+ DÍAS	0	0	0	0	0	0	109,410	195,377	115,011	136,918
CORRIENTE	0	0	0	1,625,230	9,510,062	7,955,358	7,263,933	5,907,677	4,985,234	4,259,146
1-30 DÍAS	0	0	0	33,600	998,350	851,588	560,869	681,716	628,785	578,800
31-60 DÍAS	0	0	0	0	0	244,353	374,045	355,738	355,739	333,398
61-90 DÍAS	0	0	0	0	0	137,950	195,527	298,528	302,651	153,806
91-120 DÍAS	0	0	0	0	70,645	92,371	37,511	216,260	148,856	104,214
121-150 DÍAS	0	0	0	0	48,908	24,968	53,268	121,236	103,719	65,588
151-180 DÍAS	0	0	0	0	54,643	0	72,277	82,990	78,647	89,712
181+ DÍAS	0	0	0	0	0	0	0	0	0	0
CORRIENTE	0	0	0	0	1,907,733	10,978,519	10,150,794	8,055,990	7,024,205	6,054,814
1-30 DÍAS	0	0	0	0	0	0	0	0	0	0
31-60 DÍAS	0	0	0	0	0	0	0	0	0	0
61-90 DÍAS	0	0	0	0	0	0	0	0	0	0
91-120 DÍAS	0	0	0	0	0	0	0	0	0	0
121-150 DÍAS	0	0	0	0	0	0	0	0	0	0
151-180 DÍAS	0	0	0	0	0	0	0	0	0	0
181+ DÍAS	0	0	0	0	0	0	0	0	0	0
CORRIENTE	0	0	0	0	0	2,510,108	3,202,227	2,606,654	2,191,951	1,951,728
1-30 DÍAS	0	0	0	0	0	18,500	299,961	354,992	240,120	144,712
31-60 DÍAS	0	0	0	0	0	0	74,438	63,417	119,917	147,745
61-90 DÍAS	0	0	0	0	0	0	72,353	67,665	180,263	61,667
91-120 DÍAS	0	0	0	0	0	0	63,972	113,094	36,607	37,481
121-150 DÍAS	0	0	0	0	0	0	18,362	69,632	61,632	50,346
151-180 DÍAS	0	0	0	0	0	0	60,760	55,750	50,022	41,442
181+ DÍAS	0	0								

Gráficos de Morosidad - Préstamos Personales - Panamá

